



BRIDGE STREET
CAPITAL PARTNERS

ECM Monthly Brief

July 2022



OVERVIEW – JULY 2022

- ASX-listed companies raised A\$4.3b in July 2022.
- Represents an 8% increase vs July 2021’s total of \$4.0b, and a 30% increase vs June 2022’s total of \$3.3b.
- Total of 52 transactions, average size of \$82.95m.
- Total funds raised in July 2022 for Energy & Minerals was \$0.6b.
- Total of 36 Energy & Minerals transactions, average size of \$17.78m
- The top 5 ECM transactions in July 2022 were:

- Aust and NZ Banking Group	\$3,531.58m
- Yancoal Australia Ltd	\$422.50m
- Oceana Lithium Ltd	\$203.00m
- Genisis Minerals Ltd	\$45.59m
- Bubs Australia Ltd	\$32.43m

OVERVIEW – YTD JULY 2022

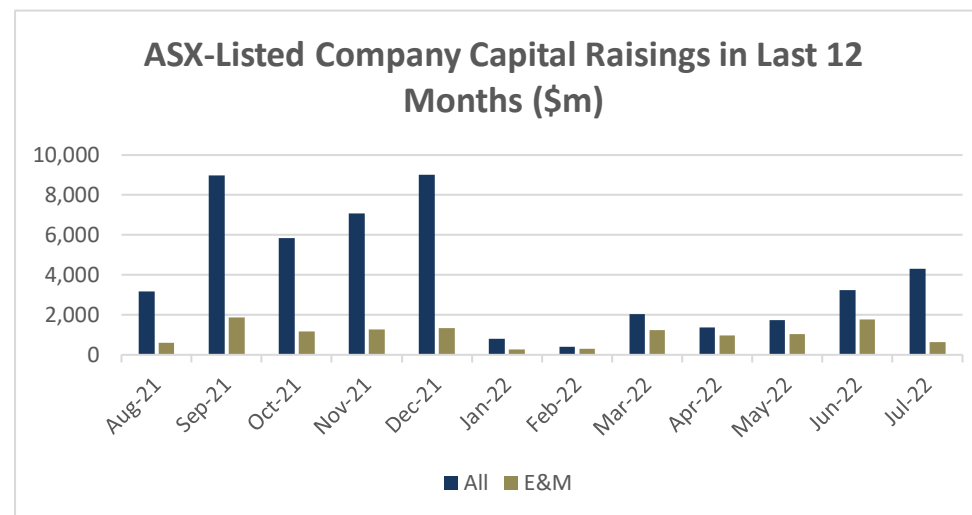
- ASX-listed companies raised A\$13.9b in the seven months to 31 July 2022
- Represents a 18% decrease from 2021 comparable period of \$16.9b
- Total of 453 transactions vs. 646 in the comparable period last year

For more information please contact:

Alex Sundich
sundich@bridgestreetcapital.com.au
 +61 409 842 171

Roderick Clarkson
rclarkson@bridgestreetcapital.com.au
 +61 419 957 112

LTM ECM VOLUMES



Sources:

- ASX database & Bloomberg IPO Function.
- Transactions are counted from date of listing of new shares.

Notes

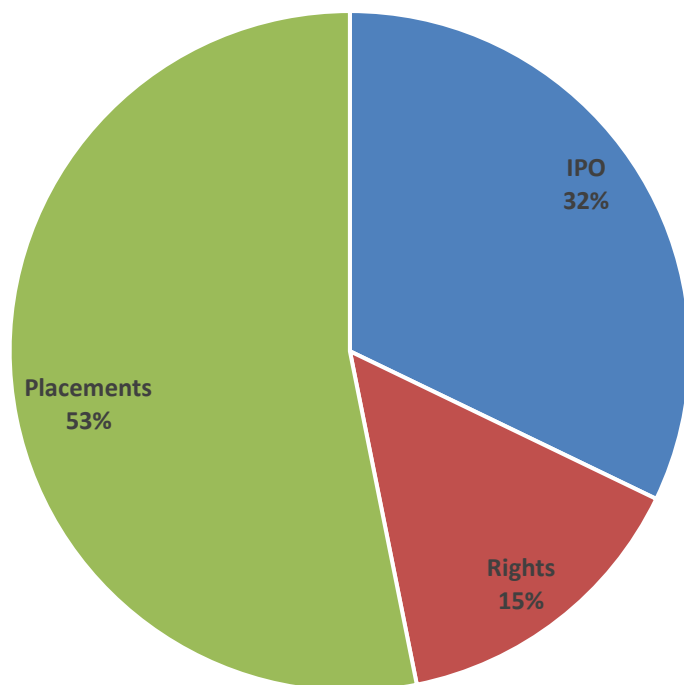
- E&M denotes Energy and Minerals
- Data excludes secondary market sales.
- Raisings with multiple tranches in multiple months are listed in the respective months when the shares commenced trading on the ASX

Full list of transactions for July 2022 contained at Appendix 1.

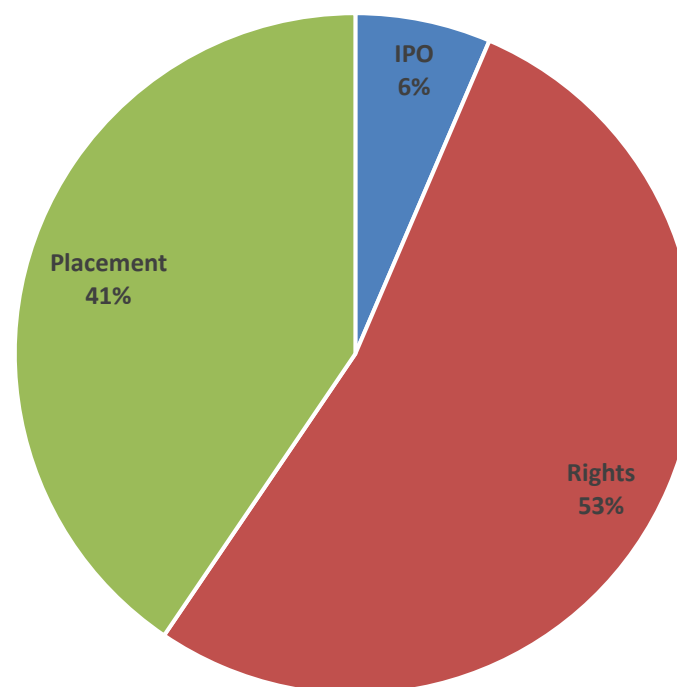


YTD CATEGORY BREAKDOWN

ECM Volume (\$m) YTD July 2021
\$16.9b



ECM Volume (\$m) YTD July 2022
\$13.9b





YTD DATA

ALL RAISINGS

	<u>July '22 YTD</u>	<u>July '21 YTD</u>
<u>Total Raisings (\$m)</u>		
Placements	5,628.9	8,957.0
IPOs	894.8	5,417.8
Rights	7,372.9	2,476.8
Total	13,896.6	16,851.6

No of Deals

Placements	264	441
IPOs	71	96
Rights	118	109
Total	453	646

Average Deal Size (\$m)

Placements	21.32	20.31
IPOs	12.60	56.44
Rights	62.48	22.72
Av. All Capital Raisings	30.68	26.09

ENERGY & MINERALS RAISINGS

	<u>July '22 YTD</u>	<u>July '21 YTD</u>
<u>Total Raisings (\$m)</u>		
Placements	4,196.3	4,769.3
IPOs	517.2	1,301.0
Rights	1,538.7	826.0
Total	6,252.1	6,896.2

No of Deals

Placements	189	266
IPOs	53	52
Rights	71	52
Total	313	370

Average Deal Size (\$m)

Placements	22.20	17.93
IPOs	9.76	25.02
Rights	21.67	15.88
Av. All Capital Raisings	19.97	18.64



MONTHLY DATA

ALL RAISINGS

	<u>July '22</u>	<u>June '22</u>	<u>July '21</u>
<u>Total Raisings (\$m)</u>			
Placements	647.5	1,697.4	1,244.2
IPOs	41.4	159.5	2,266.7
Rights	3,624.6	1,398.2	464.6
Total	4,313.6	3,255.1	3,975.5

No of Deals

Placements	33	33	44
IPOs	7	8	32
Rights	12	13	17
Total	52	54	93

Average Deal Size (\$m)

Placements	19.62	51.44	28.28
IPOs	5.92	19.94	70.83
Rights	302.05	107.55	27.33
Av. All Capital Raisings	82.95	60.28	42.75

ENERGY & MINERALS RAISINGS

	<u>July '22</u>	<u>June '22</u>	<u>July '21</u>
<u>Total Raisings (\$m)</u>			
Placements	568.5	1,444.0	629.3
IPOs	36.4	154.7	696.7
Rights	35.2	174.7	164.8
Total	640.1	1,773.5	1,490.9

No of Deals

Placements	24	19	19
IPOs	6	7	20
Rights	6	7	7
Total	36	33	46

Average Deal Size (\$m)

Placements	23.69	76.00	33.12
IPOs	6.07	22.11	34.84
Rights	5.87	24.96	23.54
Av. All Capital Raisings	17.78	53.74	32.41



APPENDIX 1 – RAISINGS IN JULY 2022 BY DATE

Issuer Name	Issuer Ticker	Listing Date (Intl)	Industry Sector	Offer Price	Offer Size (\$M)	Market Cap (\$M)	Offer Type
OCEANA LITHIUM LTD	OCN AU	07/01/2022	Energy & Minerals	\$0.200	6.00	12.7	IPO
PAINCHEK LTD	PCK AU	07/01/2022	Technology	\$0.028	3.00	34.7	Placement
AURUMIN LTD	AUN AU	07/01/2022	Energy & Minerals	\$0.150	2.98	16.0	RIGHTS
BWX LTD	BWX AU	07/04/2022	Consumer	\$0.600	13.48	110.3	Placement
ELECTRO OPTIC SYSTEMS HOLDIN	EOS AU	07/05/2022	Industrial	\$1.200	15.00	196.1	Placement
MEDADVISOR LTD	MDR AU	07/05/2022	Technology	\$0.140	14.60	60.9	RIGHTS
METALSGROVE MINING LTD	MGA AU	07/06/2022	Energy & Minerals	\$0.200	6.40	10.5	IPO
REGENER8 RESOURCES NL	R8R AU	07/08/2022	Energy & Minerals	\$0.200	4.54	6.3	IPO
BBX MINERALS LTD	BBX AU	07/08/2022	Energy & Minerals	\$0.082	2.13	39.9	Placement
GREAT SOUTHERN MINING LTD	GSN AU	07/08/2022	Financial	\$0.035	2.07	18.1	RIGHTS
VOLT RESOURCES LTD	VRC AU	07/11/2022	Energy & Minerals	\$0.016	1.72	53.0	Placement
GENESIS MINERALS LTD	GMD AU	07/11/2022	Energy & Minerals	\$1.205	45.59	349.5	Placement
OPENN NEGOTIATION LTD	OPN AU	07/12/2022	Communications	\$0.150	3.00	32.1	Placement
GBM RESOURCES LTD	GBZ AU	07/12/2022	Energy & Minerals	\$0.054	1.26	29.5	Placement
STAVELY MINERALS LTD	SVY AU	07/12/2022	Energy & Minerals	\$0.150	4.00	43.1	Placement
CYPRIMUM METALS LTD	CYM AU	07/13/2022	Energy & Minerals	\$0.115	16.00	81.0	Placement
BOTALA ENERGY LTD	BTE AU	07/14/2022	Utilities	\$0.200	5.00	29.9	IPO
BUBS AUSTRALIA LTD	BUB AU	07/14/2022	Consumer	\$0.520	32.43	358.8	Placement
GALILEO MINING LTD	GAL AU	07/14/2022	Energy & Minerals	\$1.200	20.40	235.0	Placement
BUBS AUSTRALIA LTD	BUB AU	07/14/2022	Consumer	\$0.520	30.58	355.3	RIGHTS
ILTANI RESOURCES LTD	2067730D AU	07/15/2022	Energy & Minerals	\$0.200	5.00	7.7	IPO
IPB PETROLEUM LTD	IPB AU	07/15/2022	Energy & Minerals	\$0.009	0.30	3.3	Placement
PILOT ENERGY LTD	PGY AU	07/15/2022	Energy & Minerals	\$0.017	1.67	10.2	Placement
PODIUM MINERALS LTD	POD AU	07/15/2022	Energy & Minerals	\$0.220	2.00	69.4	Placement
SARYTOGAN GRAPHITE LTD	SGA AU	07/18/2022	Energy & Minerals	\$0.200	8.50	25.2	IPO
ESTRELLA RESOURCES LTD	ESR AU	07/18/2022	Energy & Minerals	\$0.018	2.22	23.2	Placement
PANCONTINENTAL ENERGY NL	PCL AU	07/18/2022	Energy & Minerals	\$0.005	2.00	37.8	Placement



BRIDGE STREET
CAPITAL PARTNERS

WHITE ENERGY CO LTD	WEC AU	07/18/2022	Energy & Minerals	\$0.010	7.74	8.5	RIGHTS
NATIVE MINERAL RESOURCES HOL	NMR AU	07/18/2022	Energy & Minerals	\$0.130	2.15	16.4	RIGHTS
AUSTRALIAN POTASH LTD	APC AU	07/18/2022	Energy & Minerals	\$0.038	7.68	40.4	RIGHTS
CARBONXT GROUP LTD	CG1 AU	07/18/2022	Industrial	\$0.140	6.63	32.2	RIGHTS
MINBOS RESOURCES LTD	MNB AU	07/19/2022	Energy & Minerals	\$0.110	14.46	72.3	Placement
SOUTHERN HEMISPHERE MINING	SUH AU	07/20/2022	Energy & Minerals	\$0.020	0.88	6.7	Placement
DRAGON MOUNTAIN GOLD LTD	DMG AU	07/20/2022	Energy & Minerals	\$0.020	1.60	6.9	Placement
AML3D LTD	AL3 AU	07/20/2022	Industrial	\$0.071	2.68	13.4	Placement
LEAF RESOURCES LTD	LER AU	07/20/2022	Industrial	\$0.030	4.70	52.1	Placement
PODIUM MINERALS LTD	POD AU	07/20/2022	Energy & Minerals	\$0.220	4.63	66.3	RIGHTS
AUST AND NZ BANKING GROUP	ANZ AU	07/20/2022	Financial	\$18.900	3,531.58	62,009.5	RIGHTS
OKAPI RESOURCES LTD	OKR AU	07/21/2022	Energy & Minerals	\$0.150	2.37	19.9	Placement
MATADOR MINING LIMITED	MZZ AU	07/21/2022	Energy & Minerals	\$0.115	2.29	29.5	Placement
MAGNETIC RESOURCES NL	MAU AU	07/21/2022	Energy & Minerals	\$1.050	0.84	236.6	Placement
EDU HOLDINGS LTD	EDU AU	07/22/2022	Consumer	\$0.130	3.82	21.5	Placement
MATADOR MINING LIMITED	MZZ AU	07/22/2022	Energy & Minerals	\$0.130	2.50	33.4	Placement
X2M CONNECT LTD	X2M AU	07/22/2022	Technology	\$0.085	3.97	19.6	RIGHTS
ARIZONA LITHIUM LTD	AZL AU	07/25/2022	Energy & Minerals	\$0.070	12.00	168.3	Placement
CYPRIMUM METALS LTD	CYM AU	07/25/2022	Energy & Minerals	\$0.115	10.04	73.9	RIGHTS
SANTANA MINERALS LTD	SMI AU	07/27/2022	Energy & Minerals	\$0.625	6.13	115.4	Placement
ALDERAN RESOURCES LTD	AL8 AU	07/27/2022	Energy & Minerals	\$0.010	1.06	5.3	Placement
YANCOAL AUSTRALIA LTD	YAL AU	07/27/2022	Energy & Minerals	\$5.000	422.50	6,602.2	Placement
FIRST AU LTD	FAU AU	07/27/2022	Financial	\$0.008	0.90	7.5	Placement
COOLABAH METALS LTD	CBH AU	07/28/2022	Energy & Minerals	\$0.200	6.00	10.2	IPO

Total **\$4,313.6**
Average **\$82.95**

DISCLAIMER

This document has been prepared by Bridge Street Capital Partners Limited (ABN 32 164 702 005, CAR AFS Licence No. 456663) (**Bridge Street Capital**). The information contained in this document is of a general nature and is provided for information purposes only. It is not intended to constitute advice, nor to influence a person in making a decision in relation to any financial product. To the extent that advice is provided in this document, it is general advice only and has been prepared without taking into account your objectives, financial situation or needs (your **Personal Circumstances**). Before acting on any such general advice, we recommend that you obtain professional advice and consider the appropriateness of the advice having regard to your Personal Circumstances. If the advice relates to the acquisition, or possible acquisition of a financial product, you should obtain and consider a Product Disclosure Statement (**PDS**) or other disclosure document relating to the financial product before making any decision about whether to acquire it.

Although the information and opinions contained in this document are based on sources we believe to be reliable, to the extent permitted by law, Bridge Street Capital and its associated entities do not warrant, represent or guarantee, expressly or impliedly, that the information contained in this document is accurate, complete, reliable or current. The information is subject to change without notice and we are under no obligation to update it. Past performance is not a reliable indicator of future performance. If you intend to rely on the information, you should independently verify and assess the accuracy and completeness and obtain professional advice regarding its suitability for your Personal Circumstances.

Bridge Street Capital, its associated entities, and any of its or their officers, employees and agents may receive commissions and distribution fees relating to any financial products referred to in this document. Bridge Street Capital, its associated entities, and any of its or their officers, employees and agents may also hold, or have held, interests in any such financial products and may at any time make purchases or sales in them as principal or agent. Bridge Street Capital may have, or may have had in the past, a relationship with the issuers of financial products referred to in this document. To the extent possible, Bridge Street Capital accepts no liability for any loss or damage relating to any use or reliance on the information in this document.

This document has been authorised for distribution in Australia only. It is intended for the use of Bridge Street Capital clients and may not be distributed or reproduced without consent.

© Bridge Street Capital Partners Limited 2021.