



**BRIDGE STREET**  
CAPITAL PARTNERS

---

**ECM Monthly Brief**

**August 2022**



## OVERVIEW – AUGUST 2022

- ASX-listed companies raised A\$5.7b in August 2022.
- Represents an 24% increase vs August 2021's total of \$4.6b, and a 33% increase vs July 2022's total of \$4.3b.
- Total of 93 transactions, average size of \$61.57m.
- Total funds raised in August 2022 for Energy & Minerals was \$0.4b.
- Total of 60 Energy & Minerals transactions, average size of \$5.99m
- The top 5 ECM transactions in August 2022 were:
 

- Aust and NZ Banking Group	\$3,531.58m
- Orica Ltd	\$649.99m
- Cleanaway Waste Manage. Ltd	\$350.00m
- Steadfast Group Ltd	\$288.96m
- Australian Clinical Labs Ltd	\$130.05m

## OVERVIEW – YTD AUGUST 2022

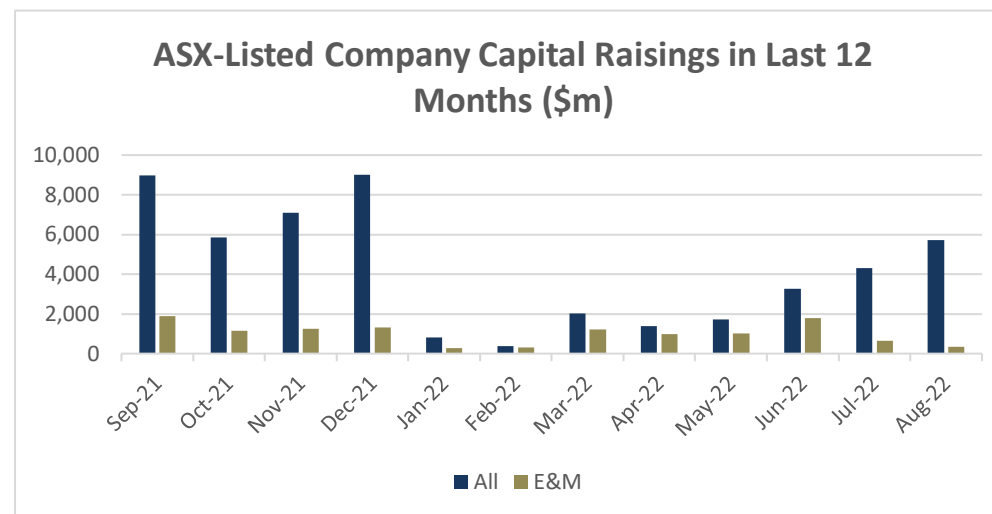
- ASX-listed companies raised A\$19.6b in the eight months to 31 August 2022
- Represents a 8% decrease from 2021 comparable period of \$21.4b
- Total of 546 transactions vs. 740 in the comparable period last year

### For more information please contact:

Alex Sundich  
[sundich@bridgestreetcapital.com.au](mailto:sundich@bridgestreetcapital.com.au)  
 +61 409 842 171

Roderick Clarkson  
[rclarkson@bridgestreetcapital.com.au](mailto:rclarkson@bridgestreetcapital.com.au)  
 +61 419 957 112

## LTM ECM VOLUMES



### Sources:

- ASX database & Bloomberg IPO Function.
- Transactions are counted from date of listing of new shares.

### Notes

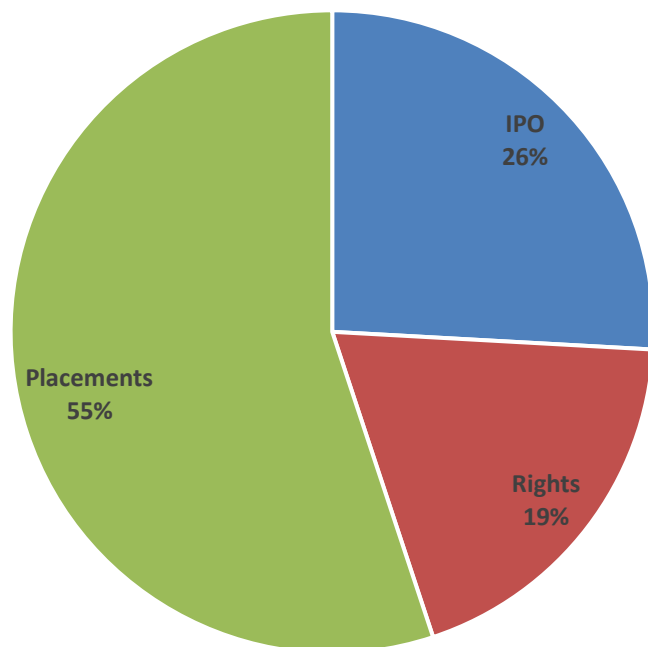
- E&M denotes Energy and Minerals
- Data excludes secondary market sales.
- Raisings with multiple tranches in multiple months are listed in the respective months when the shares commenced trading on the ASX

Full list of transactions for August 2022 contained at Appendix 1.

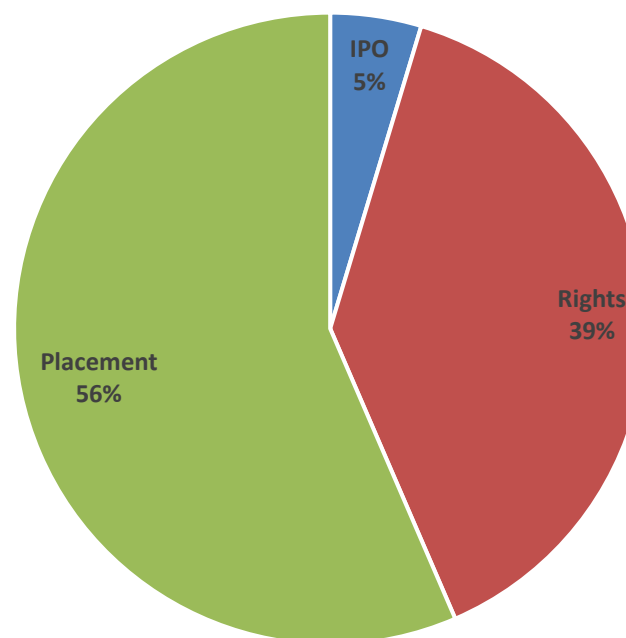


### YTD CATEGORY BREAKDOWN

ECM Volume (\$m) YTD August 2021  
\$21.4b



ECM Volume (\$m) YTD August 2022  
\$19.6b





## YTD DATA

### ALL RAISINGS

	<u>August '22 YTD</u>	<u>August '21 YTD</u>
<u>Total Raisings (\$m)</u>		
Placements	11,082.5	11,809.4
IPOs	913.4	5,548.7
Rights	7,626.8	4,083.0
<b>Total</b>	<b>19,622.6</b>	<b>21,441.1</b>

### No of Deals

Placements	327	513
IPOs	74	102
Rights	145	125
<b>Total</b>	<b>546</b>	<b>740</b>

### Average Deal Size (\$m)

Placements	33.89	23.02
IPOs	12.34	54.40
Rights	52.60	32.66
<b>Av. All Capital Raisings</b>	<b>35.94</b>	<b>28.97</b>

### ENERGY & MINERALS RAISINGS

	<u>August '22 YTD</u>	<u>August '21 YTD</u>
<u>Total Raisings (\$m)</u>		
Placements	4,475.1	5,361.0
IPOs	535.8	1,339.8
Rights	1,600.9	949.5
<b>Total</b>	<b>6,611.8</b>	<b>7,650.4</b>

### No of Deals

Placements	233	307
IPOs	56	57
Rights	84	59
<b>Total</b>	<b>373</b>	<b>423</b>

### Average Deal Size (\$m)

Placements	19.21	17.46
IPOs	9.57	23.51
Rights	19.06	16.09
<b>Av. All Capital Raisings</b>	<b>17.73</b>	<b>18.09</b>



## MONTHLY DATA

### ALL RAISINGS

	<u>August '22</u>	<u>July '22</u>	<u>August '21</u>
<u>Total Raisings (\$m)</u>			
Placements	5,453.6	647.5	2,852.4
IPOs	18.6	41.4	130.9
Rights	253.8	3,624.6	1,606.3
<b>Total</b>	<b>5,726.1</b>	<b>4,313.6</b>	<b>4,589.5</b>

### No of Deals

Placements	63	33	72
IPOs	3	7	6
Rights	27	12	16
<b>Total</b>	<b>93</b>	<b>52</b>	<b>94</b>

### Average Deal Size (\$m)

Placements	86.57	19.62	39.62
IPOs	6.20	5.92	21.81
Rights	9.40	302.05	100.39
<b>Av. All Capital Raisings</b>	<b>61.57</b>	<b>82.95</b>	<b>48.82</b>

### ENERGY & MINERALS RAISINGS

	<u>August '22</u>	<u>July '22</u>	<u>August '21</u>
<u>Total Raisings (\$m)</u>			
Placements	278.8	568.5	591.7
IPOs	18.6	36.4	38.9
Rights	62.2	35.2	123.6
<b>Total</b>	<b>359.7</b>	<b>640.1</b>	<b>754.2</b>

### No of Deals

Placements	44	24	41
IPOs	3	6	5
Rights	13	6	7
<b>Total</b>	<b>60</b>	<b>36</b>	<b>53</b>

### Average Deal Size (\$m)

Placements	6.34	23.69	14.43
IPOs	6.20	6.07	7.78
Rights	4.79	5.87	17.65
<b>Av. All Capital Raisings</b>	<b>5.99</b>	<b>17.78</b>	<b>14.23</b>



## APPENDIX 1 – RAISINGS IN AUGUST 2022 BY DATE

Issuer Name	Issuer Ticker	Listing Date (Intl)	Industry Sector	Offer Price	Offer Size (M)	Market Cap (M)	Offer Type
Morella Corp Ltd	1MC AU	08/02/2022	Energy & Minerals	\$0.015	\$6.75	\$84.4	Placement
Metro Mining Ltd	MMI AU	08/02/2022	Energy & Minerals	\$0.020	\$14.94	\$74.7	Placement
Walkabout Resources Ltd	WKT AU	08/03/2022	Energy & Minerals	\$0.110	\$33.17	\$97.2	RIGHTS
Cassius Mining Ltd	CMD AU	08/03/2022	Energy & Minerals	\$0.017	\$1.37	\$6.9	Placement
Lindian Resources Ltd	LIN AU	08/03/2022	Energy & Minerals	\$0.200	\$0.00	\$169.7	Placement
Market Herald Ltd/The	TMH AU	08/03/2022	Communications	\$0.340	\$26.55	\$78.1	RIGHTS
Paradigm Biopharmaceuticals Ltd	PAR AU	08/03/2022	Consumer	\$1.300	\$20.30	\$372.5	RIGHTS
Pure Foods Tasmania Ltd	PFT AU	08/03/2022	Consumer	\$0.165	\$2.55	\$12.7	Placement
Blue Energy Ltd	BLU AU	08/03/2022	Energy & Minerals	\$0.062	\$20.00	\$114.7	Placement
Maas Group Holdings Ltd	MGH AU	08/03/2022	Industrial	\$4.000	\$40.15	\$1,231.4	Placement
Lord Resources Ltd	LRD AU	08/04/2022	Energy & Minerals	\$0.010	\$0.19	\$7.9	RIGHTS
Codrux Minerals Ltd	CDR AU	08/04/2022	Energy & Minerals	\$0.001	\$0.04	\$5.3	RIGHTS
Pure Resources Ltd	PR1 AU	08/04/2022	Energy & Minerals	\$0.001	\$0.02	\$8.4	RIGHTS
Chalkos Metals Ltd	CKM AU	08/04/2022	Energy & Minerals	\$0.200	\$8.00	\$16.3	IPO
BPH Energy Ltd	BPH AU	08/04/2022	Energy & Minerals	\$0.013	\$0.40	\$10.0	RIGHTS
DorsaVi Ltd	DVL AU	08/04/2022	Industrial	\$0.010	\$0.30	\$5.1	RIGHTS
Kin Mining NL	KIN AU	08/05/2022	Energy & Minerals	\$0.075	\$10.67	\$76.2	RIGHTS
Rafaella Resources Ltd	RFR AU	08/05/2022	Energy & Minerals	\$0.023	\$1.06	\$6.5	Placement
Summit Minerals Ltd	SUM AU	08/05/2022	Energy & Minerals	\$0.200	\$4.61	\$7.9	IPO
Celsius Resources Ltd	CLA AU	08/05/2022	Energy & Minerals	\$0.013	\$3.41	\$19.3	Placement
American West Metals Ltd	AW1 AU	08/05/2022	Energy & Minerals	\$0.125	\$2.68	\$22.8	Placement
Siren Gold Ltd	SNG AU	08/05/2022	Energy & Minerals	\$0.210	\$4.15	\$24.3	Placement
New World Resources Ltd	NWC AU	08/05/2022	Energy & Minerals	\$0.032	\$8.00	\$59.1	Placement
Dreadnought Resources Ltd	DRE AU	08/05/2022	Energy & Minerals	\$0.060	\$12.00	\$182.5	Placement
LiveHire Ltd	LVH AU	08/05/2022	Communications	\$0.240	\$10.08	\$90.0	RIGHTS
Pure Foods Tasmania Ltd	PFT AU	08/05/2022	Consumer	\$0.165	\$3.40	\$16.2	RIGHTS
IPB Petroleum Ltd	IPB AU	08/05/2022	Energy & Minerals	\$0.009	\$3.33	\$3.3	RIGHTS



BRIDGE STREET  
CAPITAL PARTNERS

Caravel Minerals Ltd	CVV AU	08/09/2022	Energy & Minerals	\$0.170	\$2.50	\$95.4	Placement
Castile Resources Ltd	CST AU	08/09/2022	Energy & Minerals	\$0.130	\$4.80	\$30.8	Placement
DW8 Ltd	DW8 AU	08/09/2022	Financial	\$0.011	\$4.85	\$38.5	RIGHTS
Orica Ltd	ORI AU	08/09/2022	Industrial	\$16.000	\$649.99	\$7,116.4	Placement
Adavale Resources Ltd	ADD AU	08/10/2022	Energy & Minerals	\$0.020	\$1.19	\$10.2	RIGHTS
Kula Gold Ltd	KGD AU	08/10/2022	Energy & Minerals	\$0.020	\$1.08	\$6.2	RIGHTS
Alice Queen Ltd	AQX AU	08/10/2022	Energy & Minerals	\$0.003	\$1.25	\$6.3	Placement
Lanthanein Resources Ltd	LNR AU	08/10/2022	Energy & Minerals	\$0.014	\$1.75	\$13.5	Placement
Peako Ltd	PKO AU	08/10/2022	Energy & Minerals	\$0.020	\$1.23	\$6.5	RIGHTS
ADX Energy Ltd	ADX AU	08/10/2022	Energy & Minerals	\$0.006	\$2.60	\$21.0	Placement
ImExHS Ltd	IME AU	08/10/2022	Technology	\$0.480	\$0.93	\$19.5	Placement
Titanium Sands Ltd	TSL AU	08/11/2022	Energy & Minerals	\$0.011	\$1.51	\$15.4	Placement
Theta Gold Mines Ltd	TGM AU	08/11/2022	Energy & Minerals	\$0.065	\$2.30	\$38.1	Placement
DXN Ltd	DXN AU	08/11/2022	Communications	\$0.009	\$2.12	\$14.6	Placement
ImExHS Ltd	IME AU	08/11/2022	Technology	\$0.480	\$1.98	\$20.6	RIGHTS
Cobre Ltd	CBE AU	08/12/2022	Energy & Minerals	\$0.150	\$5.50	\$29.3	Placement
Medallion Metals Ltd	MM8 AU	08/12/2022	Energy & Minerals	\$0.160	\$5.22	\$43.0	RIGHTS
Odin Metals Ltd	ODM AU	08/12/2022	Energy & Minerals	\$0.012	\$1.39	\$7.0	Placement
Mesoblast Ltd	MSB AU	08/12/2022	Consumer	\$0.750	\$65.00	\$552.8	Placement
IXUP Ltd	IXU AU	08/12/2022	Technology	\$0.040	\$5.15	\$45.1	RIGHTS
Cipherpoint Ltd	CPT AU	08/12/2022	Technology	\$0.005	\$1.38	\$2.8	RIGHTS
Arafura Resources Ltd	ARU AU	08/15/2022	Energy & Minerals	\$0.265	\$41.55	\$457.0	Placement
Australian Clinical Labs Ltd	ACL AU	08/15/2022	Consumer	\$4.500	\$130.05	\$908.3	Placement
Po Valley Energy Ltd	PVE AU	08/15/2022	Energy & Minerals	\$0.055	\$3.90	\$62.7	Placement
EQT Holdings Ltd	EQT AU	08/15/2022	Financial	\$24.000	\$84.55	\$559.2	RIGHTS
Zimi Ltd	ZMM AU	08/15/2022	Industrial	\$0.080	\$0.93	\$6.2	Placement
Mighty Kingdom Ltd/AU	MKL AU	08/15/2022	Technology	\$0.035	\$0.96	\$7.3	Placement
Cooper Metals Ltd	CPM AU	08/16/2022	Energy & Minerals	\$0.450	\$2.55	\$20.6	Placement
Conico Ltd	CNJ AU	08/16/2022	Energy & Minerals	\$0.032	\$3.00	\$46.5	Placement



BRIDGE STREET  
CAPITAL PARTNERS

Bryah Resources Ltd	BYH AU	08/17/2022	Energy & Minerals	\$0.027	\$1.43	\$7.5	Placement
West Wits Mining Ltd	WWI AU	08/17/2022	Energy & Minerals	\$0.018	\$2.50	\$36.1	Placement
Future Metals NL	FME AU	08/17/2022	Energy & Minerals	\$0.125	\$5.00	\$49.3	Placement
Evolution Energy Minerals Ltd	EV1 AU	08/18/2022	Energy & Minerals	\$0.320	\$7.77	\$59.6	Placement
Steadfast Group Ltd	SDF AU	08/18/2022	Financial	\$5.140	\$288.96	\$5,171.5	Placement
Tempus Resources Ltd	TMR AU	08/19/2022	Energy & Minerals	\$0.050	\$3.90	\$13.9	RIGHTS
Strickland Metals Ltd	STK AU	08/19/2022	Energy & Minerals	\$0.050	\$3.84	\$67.9	Placement
Cannindah Resources Ltd	CAE AU	08/19/2022	Energy & Minerals	\$0.215	\$1.50	\$117.2	Placement
Calidus Resources Ltd	CAI AU	08/19/2022	Energy & Minerals	\$0.670	\$20.00	\$293.3	Placement
Paradigm Biopharmaceuticals Lt	PAR AU	08/19/2022	Consumer	\$1.300	\$45.68	\$350.2	Placement
Gratifii Ltd	GTI AU	08/19/2022	Technology	\$0.018	\$1.25	\$16.9	Placement
Sunshine Gold Ltd	SHN AU	08/22/2022	Energy & Minerals	\$0.025	\$3.51	\$19.0	Placement
Medical Developments International	MVP AU	08/22/2022	Consumer	\$2.000	\$15.01	\$151.0	RIGHTS
Proteomics International Labor	PIQ AU	08/22/2022	Consumer	\$0.850	\$0.00	\$97.6	Placement
88 Energy Ltd	88E AU	08/22/2022	Energy & Minerals	\$0.009	\$14.90	\$164.4	Placement
Platina Resources Ltd	PGM AU	08/23/2022	Energy & Minerals	\$0.025	\$2.23	\$15.1	Placement
DevEx Resources Ltd	DEV AU	08/23/2022	Energy & Minerals	\$0.340	\$15.00	\$125.8	Placement
Australia & New Zealand Banking	ANZ AU	08/23/2022	Financial	\$18.900	\$3,531.58	\$65,679.4	Placement
Heavy Rare Earths Ltd	HRE AU	08/24/2022	Energy & Minerals	\$0.200	\$6.00	\$13.7	IPO
Memphasys Ltd	MEM AU	08/24/2022	Consumer	\$0.020	\$1.60	\$17.4	Placement
Kalium Lakes Ltd	KLL AU	08/24/2022	Energy & Minerals	\$0.040	\$5.70	\$53.0	Placement
Kin Mining NL	KIN AU	08/25/2022	Energy & Minerals	\$0.075	\$9.74	\$72.7	Placement
American Rare Earths Ltd	ARR AU	08/25/2022	Energy & Minerals	\$0.290	\$14.00	\$111.1	Placement
Kin Mining NL	KIN AU	08/25/2022	Energy & Minerals	\$0.075	\$9.74	\$74.7	Placement
Parabellum Resources Ltd	PBL AU	08/25/2022	Consumer	\$0.200	\$1.28	\$9.8	Placement
Opthea Ltd	OPT AU	08/25/2022	Consumer	\$1.150	\$58.41	\$463.4	Placement
Lowell Resources Fund	LRT AU	08/25/2022	Financial	\$1.350	\$13.21	\$36.7	RIGHTS
Cleanaway Waste Management Ltd	CWY AU	08/25/2022	Industrial	\$2.500	\$350.00	\$6,233.9	Placement
Australian Potash Ltd	APC AU	08/26/2022	Energy & Minerals	\$0.038	\$7.68	\$36.0	Placement





**BRIDGE STREET**  
CAPITAL PARTNERS

Tempus Resources Ltd	TMR AU	08/26/2022	Energy & Minerals	\$0.050	\$1.02	\$12.0	Placement
BPH Energy Ltd	BPH AU	08/26/2022	Energy & Minerals	\$0.013	\$1.50	\$10.1	Placement
Argonaut Resources NL	ARE AU	08/29/2022	Energy & Minerals	\$0.001	\$1.81	\$9.0	RIGHTS
Stellar Resources Ltd/Australia	SRZ AU	08/29/2022	Energy & Minerals	\$0.015	\$1.89	\$14.5	Placement
Memphasys Ltd	MEM AU	08/29/2022	Consumer	\$0.020	\$1.76	\$26.1	RIGHTS
CardieX Ltd	CDX AU	08/29/2022	Consumer	\$0.300	\$3.33	\$36.3	Placement
Montem Resources Ltd	MR1 AU	08/29/2022	Energy & Minerals	\$0.040	\$0.91	\$12.6	Placement
NSX Ltd	NSX AU	08/29/2022	Financial	\$0.045	\$3.08	\$17.0	RIGHTS

**Total**     **\$5,726.1**  
**Average**     **\$61.57**

## DISCLAIMER

This document has been prepared by Bridge Street Capital Partners Limited (ABN 32 164 702 005, CAR AFS Licence No. 456663) (**Bridge Street Capital**). The information contained in this document is of a general nature and is provided for information purposes only. It is not intended to constitute advice, nor to influence a person in making a decision in relation to any financial product. To the extent that advice is provided in this document, it is general advice only and has been prepared without taking into account your objectives, financial situation or needs (your **Personal Circumstances**). Before acting on any such general advice, we recommend that you obtain professional advice and consider the appropriateness of the advice having regard to your Personal Circumstances. If the advice relates to the acquisition, or possible acquisition of a financial product, you should obtain and consider a Product Disclosure Statement (**PDS**) or other disclosure document relating to the financial product before making any decision about whether to acquire it.

Although the information and opinions contained in this document are based on sources we believe to be reliable, to the extent permitted by law, Bridge Street Capital and its associated entities do not warrant, represent or guarantee, expressly or impliedly, that the information contained in this document is accurate, complete, reliable or current. The information is subject to change without notice and we are under no obligation to update it. Past performance is not a reliable indicator of future performance. If you intend to rely on the information, you should independently verify and assess the accuracy and completeness and obtain professional advice regarding its suitability for your Personal Circumstances.

Bridge Street Capital, its associated entities, and any of its or their officers, employees and agents may receive commissions and distribution fees relating to any financial products referred to in this document. Bridge Street Capital, its associated entities, and any of its or their officers, employees and agents may also hold, or have held, interests in any such financial products and may at any time make purchases or sales in them as principal or agent. Bridge Street Capital may have, or may have had in the past, a relationship with the issuers of financial products referred to in this document. To the extent possible, Bridge Street Capital accepts no liability for any loss or damage relating to any use or reliance on the information in this document.

This document has been authorised for distribution in Australia only. It is intended for the use of Bridge Street Capital clients and may not be distributed or reproduced without consent.

© Bridge Street Capital Partners Limited 2021.